

1-173850-1 ✓ ACTIVE

AMP | Multilock Connector System

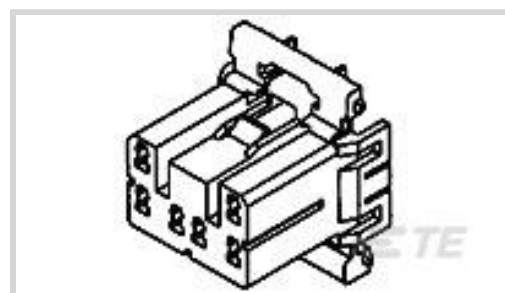
TE Internal #: 1-173850-1

Housing for Female Terminals, Wire-to-Wire, 8 Position, .217 in / .138 in [5.5 mm / 3.5 mm] Centerline, Natural, Signal, Multilock Connector System

[View on TE.com >](#)



Connectors > Automotive Connectors > Connector Housings > MULTILOCK, CONNECTOR HOUSING



Connector & Housing Type: **Housing for Female Terminals**

Mating Tab Width: **1.8 mm [.071 in]**

Connector System: **Wire-to-Wire**

Number of Positions: **8**

Centerline (Pitch): **3.5 mm, 5.5 mm [.138 in, .217 in]**

[All MULTILOCK, CONNECTOR HOUSING \(573\)](#)

Features

Product Type Features

Connector Shape	Rectangular
Connector & Housing Type	Housing for Female Terminals
Connector System	Wire-to-Wire
Sealable	No
Hybrid Connector	No
Primary Locking Feature	Integrated in Housing

Configuration Features

Number of Positions	8
Number of Rows	2

Electrical Characteristics

Operating Voltage	12 VDC
Nominal Voltage Architecture	12 V

Body Features

Cable Exit Angle	180°
Body Material	PBT
Primary Product Color	Natural



Contact Features

Contact Size	1.8mm
Contact Type	Receptacle
Mating Tab Width	1.8 mm[.071 in]

Mechanical Attachment

Mounting Feature	Without
Terminal Position Assurance	Yes
Strain Relief	Without
Mating Alignment Type	Polarized
Mating Alignment	With
Connector Mounting Type	Cable Mount (Free-Hanging)

Housing Features

Centerline (Pitch)	3.5 mm, 5.5 mm[.138 in][.217 in]
--------------------	----------------------------------

Dimensions

Product Width	24.8 mm[.976 in]
Product Length	21.6 mm[.85 in]
Product Height	26.05 mm[1.026 in]
Row-to-Row Spacing	5.5 mm, 6.3 mm[.217 in][.248 in]

Usage Conditions

Operating Temperature (Max)	70 °C, 75 °C, 80 °C, 85 °C, 90 °C, 100 °C, 105 °C[158 °F][167 °F][176 °F][185 °F][194 °F] [212 °F][221 °F]
Operating Temperature Range	-30 – 105 °C[-22 – 221 °F]

Operation/Application

Circuit Application	Signal
---------------------	--------

Industry Standards

UL Flammability Rating	UL 94HB
------------------------	---------

Packaging Features

Packaging Quantity	100
Packaging Method	Bag

Other

Serviceable	Yes
-------------	-----



Connector Position Assurance Capable

No

Product Compliance




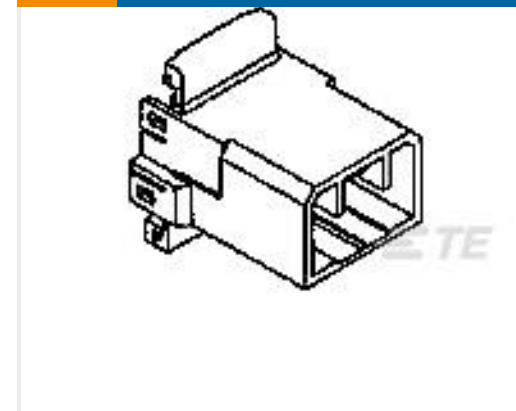
[For compliance documentation, visit the product page on TE.com>](#)

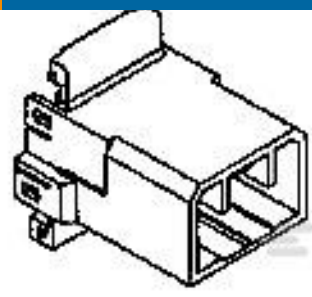
EU RoHS Directive 2011/65/EU	Compliant
EU ELV Directive 2000/53/EC	Compliant
China RoHS 2 Directive MIIT Order No 32, 2016	No Restricted Materials Above Threshold
EU REACH Regulation (EC) No. 1907/2006	Current ECHA Candidate List: JUNE 2022 (224) Candidate List Declared Against: JUNE 2022 (224) Does not contain REACH SVHC
Halogen Content	Not Low Halogen - contains Br or Cl > 900 ppm.
Solder Process Capability	Not applicable for solder process capability

Product Compliance Disclaimer

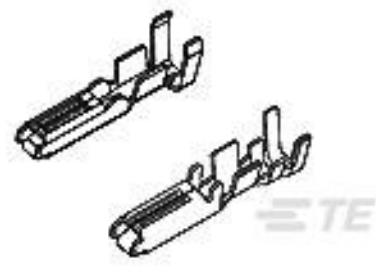
This information is provided based on reasonable inquiry of our suppliers and represents our current actual knowledge based on the information they provided. This information is subject to change. The part numbers that TE has identified as EU RoHS compliant have a maximum concentration of 0.1% by weight in homogenous materials for lead, hexavalent chromium, mercury, PBB, PBDE, DBP, BBP, DEHP, DIBP, and 0.01% for cadmium, or qualify for an exemption to these limits as defined in the Annexes of Directive 2011/65/EU (RoHS2). Finished electrical and electronic equipment products will be CE marked as required by Directive 2011/65/EU. Components may not be CE marked. Additionally, the part numbers that TE has identified as EU ELV compliant have a maximum concentration of 0.1% by weight in homogenous materials for lead, hexavalent chromium, and mercury, and 0.01% for cadmium, or qualify for an exemption to these limits as defined in the Annexes of Directive 2000/53/EC (ELV). Regarding the REACH Regulation, the information TE provides on SVHC in articles for this part number is based on the latest European Chemicals Agency (ECHA) 'Guidance on requirements for substances in articles' posted at this URL: <https://echa.europa.eu/guidance-documents/guidance-on-reach>

Compatible Parts

 <p>TE Part # CAT-M9194-T273 MULTILOCK, RECEPTACLE AND TAB</p>	 <p>TE Part # CAT-M9194-CH8172 MULTILOCK, CONNECTOR HOUSING</p>	 <p>TE Part # CAT-LMPH9507 LOW & MEDIUM POWER HEADER</p>	 <p>TE Part # 174931-1 070 MLC W-W CAP HSG 8P NATURAL</p>
---	---	---	--



TE Part # 174932-1
070 MLC W-W CAP HSG 10P



TE Part # 345208-1
070 SERIES RECEPT.



TE Part # 175026-1
070 REC CONTACT L.P 24-22


Also in the Series | Multilock Connector System



Automotive Connector Caps & Covers
(16)



Automotive Connector EMC Shielding
(1)



Automotive Connector Locks &
Position Assurance(2)



Automotive Housings(572)




Automotive Seals & Cavity Plugs(2)




Automotive Terminals(140)



Insertion & Extraction Tools(6)



Other Automotive Connector
Accessories(9)



PCB Headers & Receptacles(127)

Documents

Product Drawings

[070 MLC W-W PLUG HSG 8P F/A](#)

Japanese

CAD Files

Customer View Model

[ENG_CVM_CVM_1-173850-1_G.2d_dxf.zip](#)

English



3D PDF

3D

Customer View Model

[ENG_CVM_CVM_1-173850-1_G.3d_igs.zip](#)

English

Customer View Model

[ENG_CVM_CVM_1-173850-1_G.3d_stp.zip](#)

English

By downloading the CAD file I accept and agree to the [Terms and Conditions](#) of use.

Datasheets & Catalog Pages

[MULTILOCK Connector System](#)

English

Product Specifications

[Application Specification](#)

English

[.070 Series Receptacle Contact](#)

English